

# Current Monitoring Series CMR - Current Control

- Protects against Overload, Phase Reverse, Phase Loss and Phase Unbalance faults
- Wide Range of Sensing Current : 1A-45A
- Models for 1 Phase and 3 Phase systems
- Auto/Manual Reset selection
- Fail-Safe Protection
- Inverse Time model with Underload, Locked Rotor Protection and Selectable Trip Class
- Definite Time model with Underload and selectable Start and Trip time





## Ordering Information

Cat. No.	Trip Type	Current	Auto Reset Time
17C112EB0	Inverse	3 A - 9 A	As per trip class
17C212EB0	Inverse	8 A - 24 A	As per trip class
17C312EB0	Inverse	15 A - 45 A	As per trip class
17C412EB0	Inverse	2 A - 5 A	As per trip class
17D112DA0	Definite	3 A - 9 A	6 min
17D212DA0	Definite	8 A - 24 A	6 min
17D312DA0	Definite	15 A - 45 A	6 min
17D412DA0	Definite	2 A - 5 A	6 min

# Current Monitoring Series CMR - Current Control



Cat. No.		17C112EB0	17C212EB0	17D312DA0
<b>Parameters</b>				
Supply Voltage (φ)		110 - 240 VAC		
Supply Variation		-20% to +10% of (φ)		
Frequency		50 / 60 Hz		
Power Consumption (Max.)		5 VA		
Trip Settings	Trip Type	Inverse Time	Inverse Time	Definite Time
	Tripping Class	5, 10, 20, 30	5, 10, 20, 30	N A
	Current Ranges	3 - 9 A	8 - 24 A	15 - 45 A
	Thermal Memory	Yes	Yes	N A
	Underload	40% to 90%	40% to 90%	50%
	Locked Rotor Protection	400% of the set value	400% of the set value	N A
Number of In-Built CT's		1		
Reset Mode		Auto, Manual		
Test Function		Yes		
Time Delay	Start Time	N A	N A	0.2 to 30s
	Delay Time	As per trip class	As per trip class	0.2 to 10s
	Auto Reset Time	3-15 min (As per trip class)	3-15 min (As per trip class)	6 min
	ON Delay	60 ms to 700 ms		
Setting Accuracy		± 5%		
Repeat Accuracy		± 2%		
Output	Relay Output	1 C/O		
	Contact Rating	5A @ 240 VAC (Resistive)		
	Electrical Life	1 x 10 <sup>5</sup>		
	Mechanical Life	1 x 10 <sup>7</sup>		
Utilization Category	AC - 15	Rated Voltage (Ue): 120/240 V, Rated Current (Ie): 3.0/1.5 A		
LED Indications		ON: Power ON, UL: Underload, OL: Overload		
Operating Temperature		- 10° C to +60° C		
Storage Temperature		- 25° C to +70° C		
Humidity (Non Condensing)		95% (Rh)		
Enclosure		Flame Retardant UL94-V0		
Dimension (W x H x D) (in mm)		110 X 36.5 X 76.8		
Weight (unpacked) Approx.		210 g		
Mounting		Base Mounting		
Certification		 		
Degree of Protection		IP 20 for Enclosure		

## EMI / EMC

Harmonic Current Emissions	IEC 61000-3-2
ESD	IEC 61000-4-2
Radiated Susceptibility	IEC 61000-4-3
Electrical Fast Transients	IEC 61000-4-4
Surges	IEC 61000-4-5
Conducted Susceptibility	IEC 61000-4-6
Voltage Dips & Interruptions (AC)	IEC 61000-4-11
Conducted Emission	CISPR 14-1
Radiated Emission	CISPR 14-1

## Environmental

Cold Heat	IEC 60068-2-1
Dry Heat	IEC 60068-2-2
Vibration	IEC 60068-2-6
Repetitive Shock	IEC 60068-2-27
Non-Repetitive Shock	IEC 60068-2-27

# Current Monitoring Series CMR - Current Control





## Ordering Information

Cat. No.	Trip Type	Current	Auto Reset Time
17A122CB0	Inverse	3 A - 9 A	As per trip class
17A222CB0	Inverse	8 A - 24 A	As per trip class
17A322CB0	Inverse	15 A - 45 A	As per trip class
17A422CB0	Inverse	2 A - 5 A	As per trip class
17B122AA0	Definite	3 A - 9 A	6 min
17B222AA0	Definite	8 A - 24 A	6 min
17B322AA0	Definite	15 A - 45 A	6 min
17B422AA0	Definite	2 A - 5 A	6 min

# Current Monitoring Series CMR - Current Control



Cat. No.		17A122CB0	17B222AA0	17A322CB0
<b>Parameters</b>				
Supply Voltage (φ)		220 - 415 VAC (3 Phase, 3 Wire)		
Supply Variation		-20% to +15% of (φ)		
Frequency		50/60 Hz		
Power Consumption (Max.)		12 VA		
Trip Settings	Trip Type	Inverse Time	Definite Time	Inverse Time
	Tripping Class	10A, 10, 20, 30	N A	10A, 10, 20, 30
	Current Ranges	3 - 9 A	8 - 24 A	15 - 45 A
	Thermal Memory	Yes	N A	Yes
	Phase Reverse Protection	Yes / (100 ms Approx.)		
	Phase Loss	70% of Unbalance		
	Current unbalance Protection	50% of Unbalance		
	Underload	40% to 90%	50%	40% to 90%
Locked Rotor Protection		400% of the set value	N A	400% of the set value
Number of In-Built CT's		2		
Reset Mode		Auto, Manual		
Test Function		Yes		
Time Delay	Start Time	N A	0.2 to 30s	N A
	Delay Time	N A	0.2 to 10s	N A
	Auto Reset Time	3-15 min (As per trip class)	6 min	3-15 min (As per trip class)
	ON Delay	450 ms ( ±50ms )		
Setting Accuracy		± 5%		
Repeat Accuracy		± 2%		
Output	Relay Output	1 C/O		
	Contact Rating	5A @ 240 VAC (Resistive)		
	Electrical Life	1 x 10 <sup>5</sup>		
	Mechanical Life	1 x 10 <sup>7</sup>		
Utilization Category	AC - 15	Rated Voltage (Ue): 120/240 V, Rated Current (Ie): 3.0/1.5 A		
LED Indications		Separate indications for Phase Asymmetry, Phase Loss & Phase Sequence / Reverse, Power ON, Underload & Overload		
Operating Temperature		- 10° C to +60° C		
Storage Temperature		- 25° C to +70° C		
Humidity (Non Condensing)		95% (Rh)		
Enclosure		Flame Retardant UL94-V0		
Dimension (W x H x D) (in mm)		110 X 36.5 X 76.8		
Weight (unpacked) Approx.		210 g		
Mounting		Base Mounting		
Certification		 		
Degree of Protection		IP 20 for Enclosure		

## EMI / EMC

Harmonic Current Emissions	IEC 61000-3-2
ESD	IEC 61000-4-2
Radiated Susceptibility	IEC 61000-4-3
Electrical Fast Transients	IEC 61000-4-4
Surges	IEC 61000-4-5
Conducted Susceptibility	IEC 61000-4-6
Voltage Dips & Interruptions (AC)	IEC 61000-4-11
Conducted Emission	CISPR 14-1
Radiated Emission	CISPR 14-1

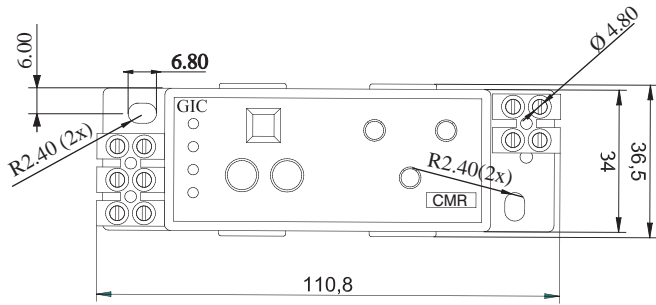
## Environmental

Cold Heat	IEC 60068-2-1
Dry Heat	IEC 60068-2-2
Vibration	IEC 60068-2-6
Repetitive Shock	IEC 60068-2-27
Non-Repetitive Shock	IEC 60068-2-27

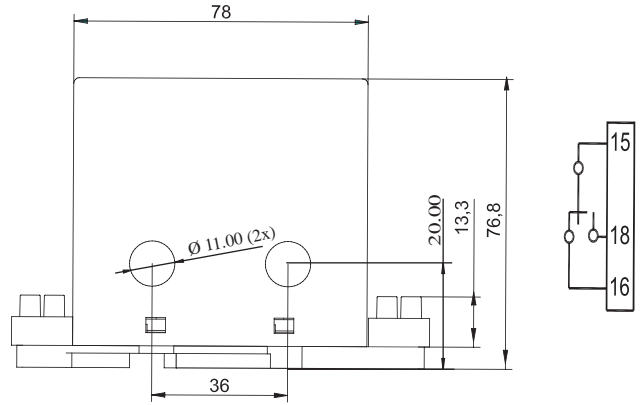
**Note:** 2 A - 5A products can be used with external CT. Load wires to be passed through the external CT and Secondary's wire terminals are to be looped through the Product CT.

# Current Monitoring Series CMR - Current Control

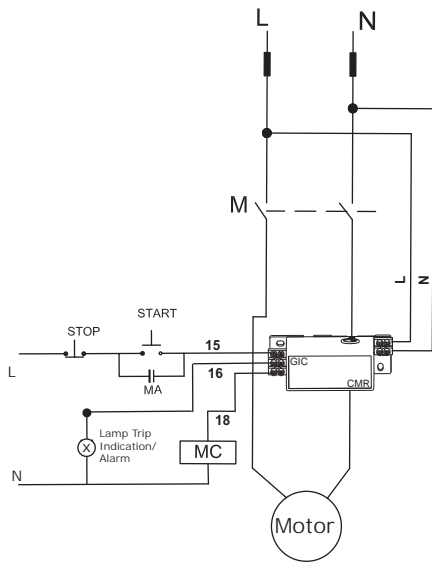
## MOUNTING DIMENSION (mm)



## RELAY CONNECTION DIAGRAM

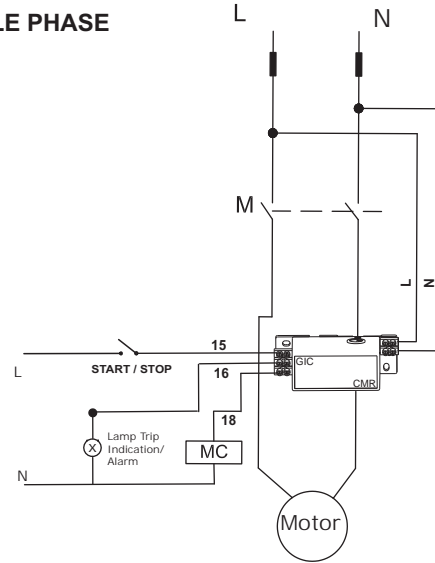


## CONNECTION DIAGRAM

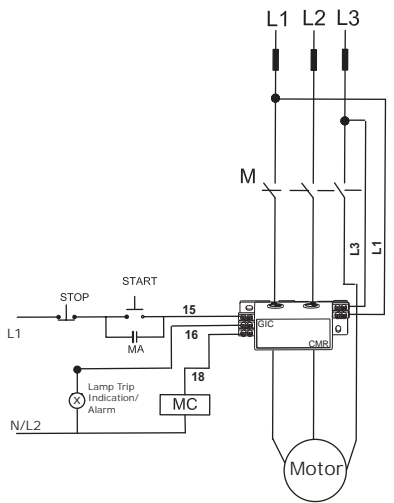


MANUAL RESET

## SINGLE PHASE

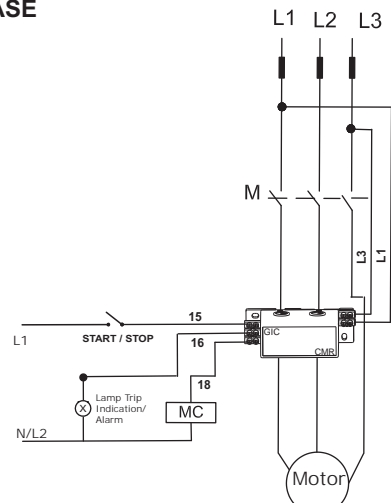


AUTO RESET



MANUAL RESET

## THREE PHASE



AUTO RESET