


CP1.5/4



connectwell
THE RIGHT CONNECTION

1.5 sq.mm Push in 4 wire Feed Through compact Terminal Blocks

CP series Push In type Terminal Block are the next generation, compact Terminal Blocks. The new CP series terminals have a much wider range for wire terminations. The Push button on the top is to be pressed for using flexible cable without lug for connections. Lugged cable can be directly pressed into clamp to make connections.

TECHNICAL DATA

Rated Voltage	600 V
Rated Current	15 A
Housing Material	Polymide
Standard Colour	Grey
Product Function	Feed Through
Wire Entry Orientation	Top
Mounting Possibility	DIN 35/DIN 35-15 Rail
Rated Surge Voltage	8 KV
Pollution Degree	3

CONNECTION DATA

Conductor Cross Section Stranded min.	0.2 mm ²
Conductor Cross Section Stranded max.	1.5 mm ²
Conductor Cross Section AWG/Kcmil min	24 AWG
Conductor Cross Section AWG/Kcmil max	14 AWG
Conductor Cross Section Stranded with Ferrule/Lug min	0.2 mm ²
Conductor Cross Section Stranded with Ferrule/Lug max	1.0 mm ²
Conductor Cross Section Solid min	0.2 mm ²
Conductor Cross Section Solid max	1.5 mm ²
Stripping Length	8 mm


DIMENSIONS

Height with DIN 35 x 15 mm rail	41.1 mm
Height with DIN 35 x 7.5 mm rail	34.1 mm
Length	66.9 mm
Width (Thickness)	3.5 mm









ORDERING INFORMATION

CAT. NO.	DESCRIPTION	STD. PACK
CP1.5/4	1.5 sq.mm 4 wire Feed Through Push in Terminal Block in Grey colour	100
CP1.5/4BU	1.5 sq.mm 4 wire Feed Through Push in Terminal Block in Blue colour	100

ACCESSORIES

IMAGES	CAT. NO.	DESCRIPTION	STD. PACK
	CA701-1M	Din 35 Rail unslotted 1 meter	50
	CA701-2M	Din 35 Rail unslotted 2 meter	50


ACCESSORIES

IMAGES	CAT. NO.	DESCRIPTION	STD. PACK
	CA701-2M-S	Din 35 Rail slotted 2 meter	50
	CA701-1M-S	Din 35 Rail slotted 1 meter	50
	CA701-15-1M	Din 35 Rail 15 deep unslotted 1 meter	50
	CA701-15-1M-S	Din 35 Rail 15 deep slotted 1 meter	50
	CA701-15-2M	Din 35 Rail 15 deep unslotted 2 meter	50
	CA701-15-2M-S	Din 35 Rail 15 deep slotted 2 meter	50
	CA103	EndClamp in Polyamide suitable for Din 35/Din 35-15 rails	50
	CA104	EndClamp in Polyamide suitable for Din 35/Din 35-15 rails	50
	EPCP1.5/4	END PLATE FOR CP1.5/4	50
	PPCX4/4	Partition Plate in Grey colour	50
	JX1.5/2	Shorting Link for 1.5 sq mm series	100
	JX1.5/3	Shorting Link for 1.5 sq mm series	50
	JX1.5/4	Shorting Link for 1.5 sq mm series	50
	JX1.5/10	Shorting Link for 1.5 sq mm series	10
	MS3.5	Marking Tag Blank suitable for 3.5mm Terminal Blocks	100
	SCS0.5/3	Electricians Screwdriver for slotted screws	10

APPROVALS



CP1.5/4



connectwell
THE RIGHT CONNECTION

RATINGS AS PER STANDARDS

STANDARDS	UL 1059	IEC/EN60947-7-1
Conductor Cross Section Stranded min.	24 AWG	0.2 mm ²
Conductor Cross Section Stranded max.	16 AWG	1.5 mm ²
Rated Voltage	600 V	800 V
Rated Current	15 A	15 A